

Chitrakut Holdings Ltd.

CIN: L5190WB1988PLC044765

1/1, Camac Street, 3rd Floor, Suite No. 7
Kolkata - 700016
Tel : (033) 2229 6351/6355
Fax : (033) 2229 1824
E- mail : info@chitrakutholdings.com
Website : www.chitrakutholdings.com

14th November, 2018

To,

The Calcutta Stock Exchange Ltd. 7, Lyons Range, Calcutta- 700 001	Metropolitan Stock Exchange of India Limited Vibgyor Towers, 4th floor, Plot No C 62, G - Block, Opp. Trident Hotel, Bandra Kurla Complex, Bandra (E), Mumbai – 400 098
--	--

Dear Sir / Madam,

Sub: Submission of Review Report along with Quarterly unaudited result for the three months ended on 30th September, 2018

With reference to the above, we are enclosing herewith the unaudited (Provisional) quarterly result for the three months ended on 30th September, 2018 and a Review Report from the Auditors. This is for your necessary record.

Kindly acknowledge the receipt.

Thanking you,

Yours faithfully,

For Chitrakut Holdings Limited

Kailash Chand Saraogi.

Kailash Chand Saraogi
DIN – 00007512



LIMITED REVIEW REPORT

To
The Board of Directors
CHITRAKUT HOLDINGS LIMITED
1/1, Camac Street,
Kolkata - 700 016

Report on Limited Review of the Unaudited Financial Results of the Company for the Second Quarter / Half Year ended 30th September' 2018

We have reviewed the accompanying statement of unaudited financial results of **CHITRAKUT HOLDINGS LIMITED** for the Second Quarter / Half Year ended on 30th September, 2018. This statement is the responsibility of the Company's Management and has been approved by the Board of Directors. Our responsibility is to issue a report on these financial statements based on our review.

We conducted our review in accordance with the Standard on Review Engagement (SRE) 2400, engagements to Review Financial Statements issued by the Institute of Chartered Accountants of India. This standard requires that we plan and perform the review to obtain moderate assurance as to whether the financial statements are free of material misstatement. A review is limited primarily to inquiries of company personnel and analytical procedures applied to financial data and thus provide less assurance than an audit. We have not performed an audit and accordingly, we do not express an audit opinion.

Based on our review conducted as above, nothing has come to our attention that causes us to believe that the accompanying statement of unaudited financial results prepared in accordance with applicable accounting standards and other recognized accounting practices and policies has not disclosed the information required to be disclosed in terms of Regulation 33 of the SEBI (Listing Obligations and Disclosure Requirements) Regulations, 2015 including the manner in which it is to be disclosed, or that it contains any material misstatement.

For VASUDEO & ASSOCIATES
Chartered Accountants
Firm Reg No. 319299E

Vasudeo Agarwal
(Partner)

Membership. No. 054784

Place:-

Dated: The 14th Day of November, 2018

CHITRAKUT HOLDINGS LIMITED

CIN - L51909WB1998PLC044765

1/1, CAMAC STREET, KOLKATA - 700 016



Website: www.chittrakutholdings.com, Email Id - info@chittrakutholdings.com, Contact no. - 033- 2229 6351/55

Statement of Unaudited Financial Results for the Quarter/Six Months ended 30th September, 2018

(₹ in Lacs)

PART-I

Sl. No.	PARTICULARS	For the Qtr Ended			Half Year Ended		Year Ended
		30th Sept, 2018	30th June 2018	30th Sept, 2017	30th Sept, 2018	30th Sept, 2017	31st March, 2018
		Unaudited	Unaudited	Unaudited	Unaudited	Unaudited	Audited
	Income From Operations						
1	Revenue From Operations	121.86	43.10	83.66	164.96	185.72	322.07
2	Other Income	5.69	5.52	4.97	11.21	11.18	41.86
3	Total Income From Operations	127.55	48.62	88.63	176.17	196.90	363.93
4	Expenditure :						
	(a) Purchase of Stock In Trade	52.00	24.00	9.00	76.00	102.00	294.50
	(b) Changes in Inventories of finished goods, Work In Progress and Stock In Trade	31.26	(24.01)	(53.00)	7.25	(91.00)	(128.48)
	(c) Employees Benefit Expenses	4.92	4.68	4.00	9.60	8.00	17.84
	(d) Finance Costs	-	-	-	-	-	1.30
	(e) Depreciation and Amortisation Expenses	0.70	0.70	0.78	1.40	1.56	3.14
	(f) Other Expenditure	5.25	15.35	8.25	20.60	16.21	55.27
	Total	94.13	20.72	(30.97)	114.85	36.77	243.57
5	Profit before exceptional and extraordinary items and tax (3 - 4)	33.42	27.90	119.60	61.32	160.13	120.36
6	Exceptional Items	-	-	-	-	-	-
7	Profit before extraordinary items and tax (5 + 6)	33.42	27.90	119.60	61.32	160.13	120.36
8	Extraordinary Items	-	-	-	-	-	-
9	Profit before tax (7 - 8)	33.42	27.90	119.60	61.32	160.13	120.36
10	Tax Expenses						
	1) Current tax	-	-	-	-	-	28.50
	2) Deferred tax	-	-	-	-	-	(0.30)
	3) Income tax for Earlier Year	-	-	-	-	-	-
		33.42	27.90	119.60	61.32	160.13	92.16
11	Profit/(Loss) for the year (9 + 10)						
12	Add: Share of Profit / (Loss) in Associates	-	-	-	-	-	-
13	Profit(Loss) for the period (11 + 12)	33.42	27.90	119.60	61.32	160.13	92.16
14	Paid Up Equity Share Capital (Face Value Rs. 10/- each)	732.00	732.00	732.00	732.00	732.00	732.00
15	Reserves (Excluding Revaluation Reserve as shown in Previous Year Balance Sheet)	-	-	-	-	-	1,588.49
16	Earning Per Share						
	1) Basic (Equity Share Face Value ₹ 10/- each)	0.46	0.38	1.63	0.84	2.19	1.26
	2) Diluted (Equity Share Face Value ₹ 10/- each)	0.46	0.38	1.63	0.84	2.19	1.26



CHITRAKUT HOLDINGS LIMITED

CIN - L51909WB1998PLC044765

1/1, CAMAC STREET, KOLKATA - 700 016

Website: www.chittrakutholdings.com, Email Id - info@chittrakutholdings.com, Contact no. - 033- 2229 6351/55

SEGMENT WISE REVENUE, RESULT AND CAPITAL EMPLOYED FOR THE QTR ENDED 30.09.2018

SL. NO.	PARTICULARS	FOR THE QUARTER ENDED		FOR THE SIX MONTH ENDED		YEAR ENDED
		30.09.18	30.09.17	30.09.18	30.09.17	31.03.18
		Un-audited	Un-audited	Un-audited	Un-audited	Audited
1	Segment Revenue					
	a. Loan	45.00	47.00	88.10	94.00	175.81
	b. Dealing in Shares & Securities	76.86	36.66	76.86	91.72	146.26
	Net Sales / Income From Operation	121.86	83.66	164.96	185.72	322.07
2	Segment Result					
	a. Loan	52.00	47.00	88.10	94.00	174.51
	b. Dealing in Shares & Securities	(13.40)	80.66	(6.39)	80.72	(19.75)
	Less: Other unallocated expenditures net of unallocated Income	5.18	8.06	20.39	14.59	34.40
	Total Profit before Tax	33.42	119.60	61.32	160.13	120.36
3	Capital Employed					
	a. Loan	2,051.16	2,139.56	2,051.16	2,139.56	1,940.47
	b. Dealing in Shares & Securities	239.79	68.72	239.79	68.72	237.05
	c. Unallocated Corporate Assets less Liability	90.60	180.18	90.86	180.18	142.97
	Total	2,381.55	2,388.46	2,381.81	2,388.46	2,320.49

Notes:-

1. The above results have been reviewed by the Audit Committee and approved by the Board of Directors at its meeting held on November 14, 2017. The Statutory Auditors have conducted a "Limited Review" of these Results in terms of Regulation 33 of the Securities Exchange Board of India (Listing Obligations & Disclosures Requirements) Regulations, 2015.
2. The company has reported segment wise information as per AS 17 in terms of Companies Accounting Standard) Rules, 2006.
3. Provision for Income Tax & Deferred Tax will be accounted for at the end of the financial year.
4. No Investors Complaints were pending at the beginning of the quarter and none were received during the quarter.
5. Previous Year figures are regrouped / reclassified, to confirm to the current period classification.

For and on behalf of Board of Directors

CHITRAKUT HOLDINGS LTD.

Kailash Chand Saraogi

Kailash Chand Saraogi


Director

Director

DIN : 00007512

Place : Kolkata

Date : 14th November, 2018



CHITRAKUT HOLDINGS LIMITED

CIN - L51909WB1998PLC044765

1/1, CAMAC STREET, KOLKATA - 700 016

Website: www.chitrakutholdings.com, Email Id - info@chitrakutholdings.com, Contact no. - 033- 2229 6351/55

(₹ in Lacs)

STATEMENT OF ASSETS & LIABILITIES

S.No	PARTICULARS	As at 30-Sep-18 Unaudited	As at 31-Mar-18 Audited
A	EQUITY AND LIABILITIES		
1	Shareholders' funds		
	(a) Share Capital	732.00	732.00
	(b) Reserves and surplus	1,649.81	1,588.49
	Sub-total - Shareholders' funds	2,381.81	2,320.49
2	Non-current liabilities		
	(a) Long Term Borrowings	-	-
	(b) Other Long Term Liabilities	12.02	12.02
	(c) Long Term Provisions	37.78	37.78
	Sub-total - Non-current liabilities	49.80	49.80
3	Current Liabilities		
	(a) Short term borrowings	-	-
	(b) Other current liabilities	0.44	6.09
	(c) Short-term provisions	4.66	4.65
	Sub-total - Current liabilities	5.10	10.74
	TOTAL - EQUITY AND LIABILITIES	2,436.71	2,381.03
B	ASSETS		
1	Non-current assets		
	(a) Fixed assets	5.21	6.61
	(b) Non-current investments	127.44	117.44
	(c) Deferred Tax Assets (Net)	1.23	1.23
	(c) Long-term loans and advances	122.04	122.04
	Sub-total - Non-current assets	255.92	247.32
2	Current assets		
	(a) Inventories	157.96	165.21
	(b) Trade receivables	0.69	0.69
	(c) Cash and cash equivalents	39.25	97.78
	(d) Short-term loans and advances	1,982.89	1,870.03
	Sub-total - Current assets	2,180.79	2,133.71
	TOTAL- ASSETS	2,436.71	2,381.03

